

Listening Materials and Keys

Unit 1

1. Listen and number(听音,给图编号)

(1)bag (2)eraser (3)pencil (4)ruler (5)crayon (6)pencil box

Keys:4—5—2—3—1—6

2. Listen and circle(听音,圈出正确的那幅图)

(1)Show me your ruler. (2) Show me your book. (3)Carry your bag.

(4)Goodbye! (5)Open your book. (6)Close your book.

Keys:(1)左图 (2)右图 (3)左图 (4)左图 (5)左图 (6)右图

3. Listen and draw(听一听,画一画这些小朋友们有什么文具)

(1)I have a pencil box. (2) I have a crayon. (3) I have a pencil.

(4) I have an eraser. (5) I have a book.

Keys:(1)画铅笔盒 (2)画蜡笔 (3)画铅笔 (4)画橡皮 (5)画一本书

4. Listen and number(听音,给图编号)

(1)—Hello! I'm Jenny.—Hello! I'm Lucy. (2)—Goodbye, teacher! —Bye!

(3)—Hi, Miss Green! —Hi! (4)I have an eraser.

(5)—I have a book! —Me, too.

Keys:(3)—(2)—(1)—(4)—(5)

5. Read and judge(请判断所给的单词与图意是否相符,用“√”或“×”表示)

Keys:(1)√ (2)√ (3)× (4)× (5)√

6. Look and circle(看图,找到相应的单词,把它们圈出来)

Keys:crayon pencil ruler eraser

7. Read and match(看图,读单词并连线)

Keys: bag—书包 book—书本 pen—钢笔 pencil—铅笔

8. Read and choose(读句子,把它们的序号填入对应情景的括号内)

Keys:(1)b (2)d (3)f (4)c (5)e (6)a

Unit 2

1. Listen and number(听音,给图标号)

(1)Stand up.

(2)Sit down.

(3)Show me black.

(4)Touch the ground.

(5)Touch your pencil box.

(6)This is a white crayon.

(7)Show me your ruler.

(8)Turn around.

Keys: 1—4—3—8—2—6—5—7

2. Listen and circle(听音,在相应人物喜欢的颜色单词的对应栏里画“○”)

Hello! I'm Zhang Ming. I like brown very much.

Hi! My name is Li Hong. I like white.

This is Miss Brown. She likes blue.

This is Mr. Green. He likes white and blue.

Nice to meet you. I'm Bill. I like green.

Keys: Zhang Ming—brown Li Hong—white Miss Brown—blue

Mr. Green—white blue Bill—green

3. Listen and colour(听音,涂色)

Colour the bag red. Colour the flower yellow. Colour the pen black.

Colour the apple green. Colour the cat white and brown.

Keys: 书包—红色,花—黄色,钢笔—黑色,苹果—绿色,猫—白色和棕色相间

4. Listen and tick(听音,圈出听到的内容)

(1)c—a—d (2)ABCD (3)dog (4)Mr. (5)black (6)orange

5. Listen and choose(听句子,选出相应的答句)

(1)Nice to meet you. (2)This is Miss Green. (3)Let's paint!

(4)Good afternoon! (5)Goodbye!

Keys: (1)A (2)B (3)A (4)A (5)A

6. Try to write(请在图中找出字母,并写出它的大小写)

Aa Cc Dd

Listening Materials and Keys

7. Read and circle(读单词,圈出不属于同类的那个单词)

Keys: (1)pen (2)orange (3)eraser (4)box (5)ant (6)duck

8. Read and match(读一读,连一连)

Keys: 中国国旗—red and yellow 英国国旗—blue, red and white

小蝌蚪—black 枫叶—red 橘子—orange 香蕉—yellow

9. Look and paint(展开想象,给图涂色,并与相应的单词连线)(Keys:略)

10. Read and choose(选择相应的句子,圈出序号)

(1)A (2)C (3)B (4)B (5)C

Unit 3

1. Listen and draw(听音,画上所缺的部位)

(1)Draw my hand, thank you. (2)Draw my nose, please.

(3)Draw my ears, thanks. (4)Please draw my eyes.

(5)Draw my legs, please. (6)Draw my body, thank you very much.

Keys: (1)手 (2)鼻子 (3)耳朵 (4)眼睛 (5)腿 (6)身体

2. Listen and number(听音,给图编号)

(1)Touch your head.

(2)Shake your legs.

(3)Let's shake hands.

(4)Clap your hands.

(5)Touch your face.

(6)Shake your body.

(7)Stamp your foot.

(8)Wave your arms.

Keys: 3—1—6—5—4—8—2—7

3. Listen and choose(听音,圈出与听到的单词同类的词)

(1)eye (2)pencil (3)arm (4)foot (5)leg (6)brown



Keys: (1)foot (2)crayon (3)ear (4)body (5)hand (6)red

4. Listen and judge(听音,判断听到的内容是否与图意相符。画出“☺”或“☹”)

(1)—Goodbye! —Bye! (2)—Hi, Peter! This is John. —Hello, John. I'm Bob.

(3)—Let's play! —Great! (4)—How are you?—Very well,thanks.

(5)—Look at my hands.

Keys: (1) (2) (3) (4) (5)

5. Listen and write(听记单词)

F-A-C-E, FACE h-e-a-d, head

6. Look at the pictures, tick or cross(看图判断,打“√”或画“×”)

Keys: × √ × × √

7. Look and write the letters(看图找到相应的单词,把序号填到方框里)

A. 嘴 B. 手 C. 眼睛 D. 脚 E. 腿 F. 耳朵

8. Look and tick(看图,选择符合图意的句子,在序号上打“√”)

(1)B (2)A (3)A (4)B

9. Read and match(读一读,将果子连到相应的树上)

(1)pencil eraser crayon

(2)body arm mouth ear

10. Read and choose(读一读,选择正确的答案,把序号填在横线上)

(1)B (2)B (3)B (4)C A B

Examination for Recycle 1

1. Listen and number(听音,给图标号)

(1)face (2)pen (3)foot (4)pencil (5)pencil box (6)eraser (7)eye
(8)head

Keys: 3—6—1—4—5—8—7—2

2. Listen, match and paint(听音,连线并涂色)

This is my ruler. It's yellow.

Look at my bag. My bag is orange.

Touch my ear. My ear is black.

Wave my hand. My hand is brown.

This is my crayon. It's blue.

I have a book. It's green.

Keys: ruler (尺子)—黄色 bag (书包)—橙色 ear (耳朵)—黑色
hand (手)—棕色 crayon (蜡笔)—蓝色 book (书)—绿色

3. Listen and number(听音,按照听到的顺序给图编号)

(1)—Goodbye! —Bye!

Listening Materials and Keys

(2) Touch your head.

(3)—What's your name? —My name is Henry.

(4)—Good morning! —Good morning!

(5)—How are you? —I'm fine, thanks.

(6)—Let's go and paint! —Great!

Keys: 1—4—2—6—5—3

4. Listen and circle(听音,圈出听到的内容)

(1)Hello! I'm Mr. Brown.

(2)Close your bag, please.

(3)Look! I have a blue pencil box.

(4)Wave your arms.

(5)I see an eraser.

Keys: (1)Mr. (2)Close (3)blue (4)arms (5)an

5. Look and choose(看图,圈出相应的单词或句子)

Keys: (1)foot (2)head (3)pen (4)bag (5)Let's go to school. (6)Sit down, please. (7)Good afternoon!

6. Read and judge(读单词,判断是否同类,用“√”或“×”表示)

Keys: (1)√ (2)√ (3)× (4)× (5)×

7. Read and paint(读短文,按内容涂色)

Keys: 课桌—橙色 书包—棕色 尺子—红色 铅笔—黑色
橡皮—白色

8. Read and match(读一读,想一想,在相应的图画下填上序号)

Keys: 钢笔(1) 樱桃(4) 香蕉(3) 眼睛(2) 加拿大国旗(5)

9. Read and order(读一读,排顺序)

Keys: 3—1—4—2—5

10. Write the letters(请按字母表的顺序抄写下列字母)

Keys: Bb Cc Dd Ee Ff Gg Hh


Unit 4

1. Listen and circle(听音,圈出听到的字母)

Small letters: (1)l (2)i (3)g (4)e (5)m

Big letters: (6)J (7)K (8)N (9)A (10)C

Keys:



2. Listen and circle(听音,圈出听到的图画)

- (1)bear (2)bird (3)duck (4)dog (5)pig (6)tiger (7)panda
(8)elephant (9)tiger (10) monkey

Keys:略

3. Listen and match(按听到的顺序连线)

- (1)I have a bear.
(2)I have a cat.
(3)I have a dog.
(4)I have a duck.
(5)I have a pig.
(6)I have a monkey.
(7)I have a tiger.
(8)I have a panda.

Keys:(1)—熊 (2)—猫 (3)—狗 (4)—鸭 (5)—猪 (6)—猴
(7)—虎 (8)—熊猫

4. Listen and circle(把听到的单词圈出来)

- (1)bird (2)duck (3)panda (4)mouth (5)cool (6)Zoom
(7)pig (8)long (9)jump

Keys:略

5. Listen and number(按听到的顺序,用1,2,3,4给句子编号)

- (1)What's that?
(2)A tiger?
(3)It's an elephant.
(4)Cool! I like it!

Listening Materials and Keys


Keys: (2)—(4)—(1)—(3)

6. Write the small letters(写出下列字母的小写形式)

Keys: j f m k l i

7. Read and match(将单词首字母与所给字母一致的连起来)

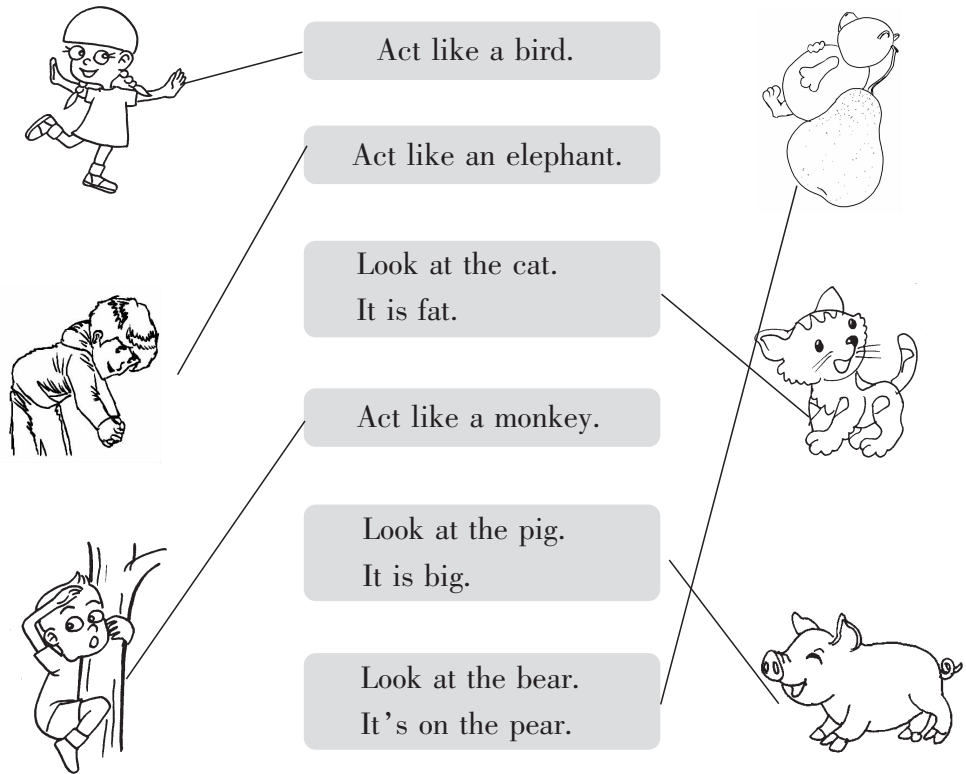
Keys:



8. Read and number(读单词,把编号写在相应的图下) 10%

Keys: (9) (10) (6) (3) (7) (4) (1) (8) (5) (2)

9. Read and connect(读一读,与相应的图片连线)



10. Read and choose(根据情景, 选择合适的答案)

Keys:(1)A (2)B (3)A

Unit 5

1. Listen and circle(选出听到的字母)10%

(1)n (2)r (3)q (4)l (5)f (6)Q (7)S (8)D (9)A (10)J

Keys:略

2. Listen and tick(选出听到的图片, 在括号内打“√”)

milk tiger orange juice pen queen kite egg cake fish

Keys:略

3. Listen and choose(听音, 选出正确的答句, 在后面的方框内打“√”)

(1)How are you?

(2)Thank you.

(3)Have some milk.

(4)Mum, I'm hungry.

(5)Can I have some fish, please?

Keys:(1)B (2)B (3)B (4)A (5)A

4. Listen and number(听音, 给图编号)

(1)Have some fish.

(2)Drink some water.

(3)Cut the cake.

(4)Have some rice.

(5)Eat the bread.

(6)Drink the milk.

Keys:(2) (1) (4) (5) (3) (6)

5. Listen and tick(听音, 在每个人喜欢的物品下打“√”)

(1)I'm Mike. I'd like some fish and rice.







(2)I'm Wu Yifan. I'd like some juice and bread.

(3)I'm Sarah. I'd like some eggs and milk.

(4)I'm Miss White. I'd like some milk and bread.

Listening Materials and Keys

Keys:

						
Mike		√		√		
Wu Yifan					√	√
Sarah	√		√			
Miss White			√			√

6. Look and write(看图,写出单词首字母的大小写形式)

Keys: (1)Ss (2)Tt (3)Rr (4)Pp (5)Qq

7. Read and connect(给单词和相应的图画连线)

Keys: milk—牛奶 water—水 rice—米饭 bread—面包 cake—蛋糕 fish—鱼

8. Read and connect(根据每位小朋友的话,帮他们找到各自喜欢的食物或饮料)

Keys: (1)—米饭 (2)—果汁 (3)—鱼 (4)—牛奶 (5)—蛋糕

9. Read and choose(根据图画,选择正确的句子)

Keys: (1)A (2)A (3)B (4)B (5)B

10. Read and tick(阅读对话,在下面的菜单下打“√”)

Keys: 鱼、米饭、蛋、面条

Unit 6

1. Listen and number(听音,给字母标号)

(1)W (2)M (3)N (4)U (5)X (6)Z (7)S (8)Y (9)V (10)J

Keys:略

2. Listen and number(听音,将房间号码补充完整)

(1) 213 (2)354 (3)508 (4)412 (5) 610 (6)927

Keys:略

3. Listen and underline(在听到的单词下画线)

(1)six (2)box (3)kite (4)seven (5)wet (6)five (7)eight (8)ten

Keys:略

4. Listen and draw(听录音,划去多余的,补上不足的)

(1)How many plates? 10.

(2)How many eggs? 6.

(3)How many rulers? 8.

(4)How many apples? 5.

(5)How many pencils? 9.

Keys: (1)再画4只盘子 (2)去掉2只蛋 (3)再画5把尺子 (4)去掉2只苹果 (5)再画1支铅笔

5. Listen and draw(听音,与题意相符的画“😊”,不符的画“😞”)

(1)—How old are you? —I'm six.

(2)—This is a birthday gift. Here you are. —Thank you.

(3)—Nice to meet you. —Nice to meet you, too.

(4)—Show me 4.

(5)—How many rulers? —6.

Keys: (1)😊 (2)😊 (3)😞 (4)😞 (5)😊

6. Look, arrange and write(按字母表的顺序抄写下面的字母)

Keys: q r s t u v w x y z

7. Read and connect(将正确的手势与数字连线)

Keys: 略

8. Read and circle(读单词,圈出每组不属于同类的那一个单词)

Key: (1)zoo (2)vest (3)box (4)dog (5)yo-yo (6)umbrella

(7)orange (8)pig

9. Think and choose(算一算,选择正确的答案)

Key: (1)eight (2)ten (3)nine (4)four (5)three

(6)four (7)three (8)two

10. Look and choose(看图选择正确的句子)

Key: (1) (5) (4) (3) (2) (6)

(4)USA (5)tvgj (6)6 (7)4,3 (8)2,7,8 (9)6,9,7 (10)6,9,7,8

Examination for Recycle 2

1. Listen and choose(选出听到的字母或数字)

(1)db (2)vw (3)JGC (4)USA (5)tvgj (6)6 (7)4,3 (8)2,7,8 (9)6,9,7 (10)6,9,7,8

Keys: (1)B (2)A (3)A (4)B (5)C (6)B (7)B (8)C (9)A (10)C

2. Listen and number(听音,按听到的顺序给图编号)

(1)queen (2)kite (3)cat (4)box (5)orange

(6)bear (7)panda (8)dog (9)fox (10)juice

(11)milk (12)jeep

Keys: (3) (9) (11) (7) (6) (5) (1) (2) (12) (10) (4) (8)

Listening Materials and Keys

3. Listen and circle(听音,圈出听到的内容)

- (1)Sarah (2)four (3)milk (4)pig (5)cake (6)zoo
(7) kite (8)bag (9)water (10)ten

Keys:略

4. Listen and draw(听音,与题意相符的画“☺”,不符的画“☹”)

- (1)Show me 3 and 4.
(2)Eat some fish.
(3)Cut the bread.
(4)Drink some water.
(5)Act like a bird.

Keys:(1)☺ (2)☺ (3)☹ (4)☺ (5)☹

5. Listen and connect(听句子,选择正确的回答连线)

- (1)How old are you? (7)Mum, I'm hungry.
(2)What's your name? (8)Thank you.
(3)How many gifts?
(4)Can I have some chicken?
(5)Mum, this is my friend.
(6)Happy birthday!

Keys:(1)A (2)D (3)E (4)F (5)C (6)B (7)H (8)G

6. Read and write the missing letters(补充字母表中所缺的字母)

Keys:Dd Ee Gg Ii Kk Nn Qq Rr Uu Yy

7. Draw and choose(按1~10的顺序连起来,选择你看到的画面)

Keys:A

8. Read and find(找出不属于同类的单词)

Keys:(1)duck (2)Zoo (3)ten (4)yo-yo (5)wet (6)one

9. Read and number(选择正确的图意)

Keys:A-(1) B-(4) C-(2) D-(3) E-(5)

10. Read and choose(根据所给情景,选择最佳答语)

Keys:(1)C (2)B (3)A (4)C (5)A

Terminal Test 1

1.Listen and circle(听一听,圈出听到的图)

- (1)eraser (2)pig (3)mouth (4)bread (5)bear (6)six

Keys: (1)左图 (2)左图 (3)右图 (4)左图 (5)左图 (6)右图

2. Listen and write their ages (听一听, 写出这些动物的年龄)

Dog, dog, how old are you?—I'm two years old.

Bird, bird, how old are you?—I'm one.

Monkey, monkey, how old are you? —I'm four.

Elephant, elephant, how old are you?—I'm ten years old.

Tiger, tiger, how old are you?—I'm seven.

Keys: 小狗—2 小鸟—1 猴子—4 大象—10 老虎—7

3. Listen and judge (听一听, 判断听到的是否与图意相符, 用打“√”或画“×”表示)

(1) Carry your bag. (2) Open your mouth. (3) Close your eyes.

(4) Show me your pen. (5) Have some juice. (6) Sit down.

(7) Wave your hands. (8) Drink some water.

Keys: (1)√ (2)√ (3)√ (4)× (5)× (6)× (7)× (8)×

4. Listen and number (听音, 标号)

(1)—Let's go to school! —OK!

—Happy birthday! —Thank you!

—I have a book! —Me, too.

—Good morning, teacher! —Morning!

—Can I have an ice-cream?—Sure.

Keys: 3—1—4—5—2

(2) gift crayon noodles long jump

Keys: 5—2—1—3—4

5. Listen and choose (听问句, 选择正确的答句) 10%

(1) Goodbye!

(2) Let's go to the zoo!

(3) How are you?

(4) How many eggs?

(5) I'd like some fish, please.

Keys: (1)B (2)A (3)A (4)B (5)B

6. Look, read and write the letters (看图, 把单词与图配对, 把序号填入括号中)

Keys: 3—4—5—2—6—1

7. Look and find out the words (看图, 圈出单词)

Keys: pencil cat hand orange eight

Listening Materials and Keys

8. Read and match(把图与相应的句子用线连起来)

Keys: (1)—What's your name?

(2)—Let's paint!

(3)—It's my bag. I like it.

(4)—Good afternoon!

(5)—I see many flowers! How nice!

9. Read and judge(看图,读句子,判断下列表达方式是否正确,用打“√”或画“×”表示)

Keys: (1)× (2)√ (3)√ (4)√ (5)× (6)√

10. Let's draw and paint(根据要求画画)

Keys: 画一个木偶;耳朵—红色;眼睛—黑色;嘴巴—黄色;身体—绿色;手臂—蓝色;腿—棕色

11. Find out the letters (找出图中的字母,写出它们的大小写形式)

Keys: Ff Ll Qq Ss Uu Yy

Terminal Test 2

1. Listen and circle(听音,圈出听到的字母)10%

(1)d (2)j (3)w (4)l (5)v (6)R (7)O (8)S (9)Y (10)F

Keys:略

2. Listen and circle(听音,圈出与听到的单词属于同类的事物的图片)

(1)cake (2)elephant (3)yo-yo (4)nose (5)ruler (6)water

Keys:(1)面包 (2)猫 (3)伞 (4)脸 (5)蜡笔 (6)牛奶

3. Listen and colour(听音,给数字涂色)

(1)Colour No.1 yellow.

(2)Colour No.2 brown.

(3)Colour No.3 blue.

(4)Colour No.4 black.

(5)Colour No.5 white.

(6)Colour No.6 red.

(7)Colour No.7 green.

(8)Colour No.8 orange.

Keys:(1)黄色 (2)棕色 (3)蓝色 (4)黑色 (5)白色 (6)红色 (7)绿色
(8)橙色

4. Listen and number(按听到的顺序给图编号)

- (1)—Good morning, boys and girls. —Good morning, Miss White.
 (2)—Have some juice, please. —Thank you.
 (3)—Let's go to school. —OK!
 (4)—How are you, Mr. Black? —I'm fine, thank you.
 (5)—This is my friend, Tom. —Nice to meet you.
 (6)—What's this? —It's a jeep.

Keys: (3)—(1)—(4)—(5)—(6)—(2)

5. Listen and draw(判断听到的内容是否与图相符,相符的画“😊”,不符的画“😞”)

- (1)Touch your nose.
 (2)Close the pencil box.
 (3)This is my face.
 (4)—How old are you?—6.
 (5)Act like a duck.
 (6)Sit down.
 (7)Clap your hands.
 (8)Cut the cake.

Keys: (1)😞 (2)😞 (3)😞 (4)😊 (5)😞 (6)😊 (7)😞 (8)😊

6. Think and write(按字母表的顺序填写所缺字母)

Keys: (1)Ee, Gg (2)Ll, Mm, Nn (3)Pp, Qq (4)Vv, Xx, Yy
 (5)Ii, Jj

7. Read and connect(将单词首字母相同的两幅图连线)

Keys: 猫—蜡笔 数字四—数字五 熊猫—猪 鸭子—狗
 面包—包 蛋—大象 米饭—尺子 牛奶—猴子

8. Choose the right word(给图片选出正确的单词,在单词前的序号上打“√”)

Keys: (1)C (2)B (3)C (4)B (5)C (6)A (7)A (8)A

9. Read and judge(阅读判断下面的说法或做法,对的打“√”,错的打“×”)

Keys: (1)√ (2)× (3)× (4)× (5)√ (6)√ (7)× (8)× (9)√ (10)×

10. Read and number(读句子,选择正确的回答)

Keys: (1)D (2)C (3) B (4)A (5)E